

OVEN 700 SERIES 30"














CODE ID

30" TOUCH CONTROL SINGLE OVEN - BLACK GLASS

F7SP30B1



-  **CREACTIVE COOKING SYSTEM**
-  **PIZZA COOKING MODE 590 °F**
-  Dual Convection
-  Self Clean Oven
-  Multi-level cooking
-  1 Telescopic Rack
-  Cool Touch Door
-  TFT Display
-  Meat Probe
-  Fast Pre-Heat
-  Interior Lighting

OVEN

Creative Touch Control System
Dual True Convection
Self-cleaning oven with Multifunction baking
Black Porcelain enamel interior
Cool to the touch
Extra-large baking cavity and viewing area
3 Halogen lights for flawless visibility
Gross capacity 4.4 cu. ft.
2 chromed racks
1 telescopic rack
Enameled Broiler Pan
Lock Keys
Door Lock

OVEN FUNCTIONS

Bake (cooking group)
Broil
Convection (cooking group)
Keep Warm (cooking group)
Recipes
Classic Pizza Function 590°F
Preset default temperature
Preheat (display instantaneous temperature)
Fast Preheat Mode
Sabbath Mode
Setting Temperature °C/°F
Setting Weight Kg/lb
Event Logs (for Service)
Meat Probe
Self-Clean

OPTIONAL ACCESSORIES

FMTR630 30" Telesc. Rack

DISTINTO

30" TOUCH CONTROL SINGLE OVEN



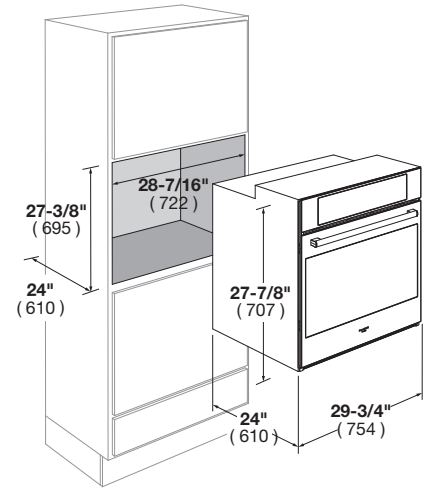
F7SP30S1
Stainless Steel



F7SP30B1
Black Glass



F7SP30W1
White Glass



CODE ID	F7SP30S1 30" TOUCH CONTROL DOUBLE OVEN	F7SP30B1 30" TOUCH CONTROL DOUBLE OVEN	F7SP30W1 30" TOUCH CONTROL DOUBLE OVEN
Series and Finish	700 Series - Stainless Steel	700 Series - Black Glass	700 Series - White Glass
CONTROL PANEL	Creative Electronic Touch Control		
Control Type	TFT 3.5"		
Display: Clock - Temperature - Function	English (USA) / English (UK) / French / Spanish / Italian / German		
Language	Control Interface		
	Full Touch: Functions - Recipes		Chime Volume Setting
	Settings Menu - Brightness Setting		Date Format
			Demo Mode
OVEN	Dual True Convection		
Type	Electronic Control (min/max 170/550°F - 75/290°C)		
Temperature Regulation			
OVEN FUNCTIONS	Pyrolytic Self-Clean		
	True Convection		Broil
	Convection Broil		Dehydrate
	Convection Roast		Thaw (Defrost)
	Pizza (Lower Convection)		Proof (Warm)
	Bake		Keep warm (Warm Plus)
			Oven Lights
ELECTRIC OVEN FEATURES	Preset default temperature		
	Child Door Lock		Display instantaneous temperature
	Sabbath Mode		Control Display Lock
	Automatic Fast Preheat		12/24 Hour Clock Formats
	Meat Probe (Upper Oven Only)		Display
			Event Logs (for Service)
OVEN DOOR(S)	Large See Through Glass		
Oven Glass Window	4 Heat Resistant Glasses		
Door Cooling System	Heavy Duty Steady Tilt		
Door Hinges			
OVEN CAVITY	Gross Capacity (cbft)		
	Usable Capacity (cbft)		
	Cavity Enamel Colour		
	Rack Positions		
	Oven Lights		
HEATING ELEMENTS (@240V)	Broil Upper Heating Element		
	Upper Auxiliary Element		
	Concealed Bake Lower Heating Element		
	Convection Element		
OVEN ACCESSORIES	Chromed Racks		
	Enameled Broiler Pan (basin + anti splash)		
	Telescopic Chromed Rack		
DIMENSIONS/WEIGHT	Overall dim - Width		
	Overall dim - Height		(754 mm)
	Overall dim - Depth		(707 mm)
	Cut-out - Width		(610 mm)
	Cut-out - Height (min)		(722 mm)
	Cut-out - Depth (min)		(695 mm)
	Gross Weight		(590 mm)
			183 lbs (83 kg)
POWER / RATINGS (208/240 V, 60 HZ)	kW / Amps rating at 120-240V, 60Hz		
	kW / Amps rating at 120-208V, 60Hz		
	Power Cable		
INSTRUCTIONS FOR USE	Use & Care Manual / Installation Manual		
	English / French / Spanish		