

# SOFIA PROFESSIONAL 30"

30" INDUCTION PROFESSIONAL RANGE




CODE ID



**F6PIR304S1**



 Easy Clean Ceramic Glass

 Power Boost Burner

 Pan Detection system

 Residual Heat Sensor

 Soft Closing Door

 Self Clean Oven


 Multi-level cooking

 1 Telescopic Rack








 Cool Touch Door

 Digital Controls

 Meat Probe

 Fast Pre-Heat

## COLOR KIT

	STAINLESS STEEL
	MATTE BLACK RAL 9004
	GLOSSY BLACK RAL 9004
	GLOSSY RED RAL 3003
	GLOSSY WHITE RAL 9016
	MATTE GREY RAL 9007
	MATTE WHITE RAL 9016

## OPTIONAL ACCESSORIES

PDRKIT30 ...	Colour kit
F6BG30BCI	Island trim
F6BG30STD	Standard trim
F6BG30HBT	High back trim
INDUKIT4	Induction plate adapters
FMTRP30	Telescopic rack

## COOKING SURFACE

4 Single Induction cooking zones  
Elegant Ceramic glass surface  
Premium induction technology for unsurpassed performance  
Booster function for each cooking zone  
Residual heat and Power-on Indicators  
Melting and Simmering function  
Pot Detection System  
Child Lock Function  
Failure Codes Indication  
Automatic Heat-up Time

## OVEN

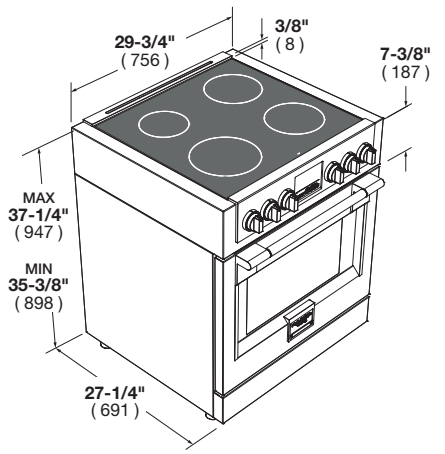
Dual True Convection  
Self-cleaning oven with Multifunction baking  
Black Porcelain enamel interior  
Cool to the touch, soft closing door  
Extra-large baking cavity and viewing area  
3 Halogen lights for flawless visibility  
Gross capacity 4.4 cu. ft.  
2 chromed racks  
1 telescopic rack  
Enameled Broiler Pan

## OVEN FUNCTIONS

Bake  
Broil  
Roast  
Convection  
True Convection  
Warm / Proof / Dehydrate  
Electronic cooking programmer  
Meat Probe  
Self-Clean  
Sabbath Mode

# SOFIA

30" INDUCTION PROFESSIONAL RANGE



CODE ID	F6PIR304S1 - 30" INDUCTION PROFESSIONAL RANGE			
Series and Finish	600 series - Professional Design - Stainless Steel			
<b>CONTROL PANEL</b>				
Control Type	6 Heavy Duty Knobs			
Oven Programming	Electronic with 6 Touch Keys			
Display: Clock - Temperature - Function	White LED			
Language	English / French / Spanish			
<b>COOKTOP</b>				
Type	INDUCTION			
Cooking Surface	Ceramic Glass			
<b>INDUCTION COOKTOP FEATURES</b>				
	Pot Detection System	Residual Heat Indication		
	Melting Function	Simmering Function		
	113°F / 45°C	158°F / 70°C		
	Digital Display for Power Level	Booster/Fast Boil Function for Each Zone		
	Failure Codes Indication	Power Levels: 1 to 9		
	Cooling Fan System	Heat up time automatic		
	Child Lock Function	Cooking Zones: 4		
	Knob for power setting			
Burners types (Front-L) - Power (Max/Booster)	Inductor	9"	(230 mm)	2300W / 3700W
Burners types (Rear-L) - Power (Max/Booster)	Inductor	6 - 1/2"	(165 mm)	1400W / 2200W
Burners types (Center dual circuit) - Power (Max/Booster)	-			
Burners types (Center single circuit) - Power (Max/Booster)	-			
Burners types (Front-R) - Power (Max/Booster)	Inductor	7 - 3/4"	(200 mm)	1850W / 3000W
Burners types (Rear-R) - Power (Max/Booster)	Inductor	7 - 3/4"	(200 mm)	1850W / 3000W
<b>OVEN</b>				
Type	Electric Self-clean - Dual Convection (True Euro Conv.)			
Temperature Regulation	Electronic Control (min/max 170/550°F - 75/290°C)			
<b>OVEN FUNCTIONS</b>				
	Pyrolytic Self-Clean	Convection Roast	Broil	Proof (Warm)
	True Convection	Pizza (Lower Convection)	Dehydrate	Keep warm (Warm Plus)
	Convection Broil	Bake	Thaw (Defrost)	Oven Lights
<b>ELECTRIC OVEN FEATURES</b>				
	Preset/Last Used Temperature Memory	Automatic Fast Preheat	Preheat Indicator (25%, 50%, 75%, 100%)	12/24 Hour Clock Formats
	Child Door Lock	Sabbath Mode	Control Display Lock	Temperature Display °C/°F
		Meat Probe		
<b>OVEN DOOR(S)</b>				
Oven Glass Window	Deep Embossed Extra Wide Window			
Door Cooling System	4 Heat Resistant Glasses			
Door Hinges - Soft-closing System	Heavy Duty Steady Tilt			
Handle Style	Stainless Steel Tube with Metal End caps			
<b>OVEN CAVITY</b>				
Gross Capacity (cbft)	4.4			
Usable Capacity (cbft)	4.1			
Cavity Enamel Colour	Black			
Rack Positions	6			
Oven Lights	3x20W Halogen			
<b>HEATING ELEMENTS (@240V)</b>				
Broil Upper Heating Element	3500 W			
Upper Auxiliary Element	1032 W			
Concealed Bake Lower Heating Element	3000 W			
Convection Element	2 x 1300 W			
<b>OVEN ACCESSORIES</b>				
	2 Chromed Racks		1 Telescopic Chromed Rack	
	1 Enameled Broiler Pan (basin + anti splash)			
<b>DIMENSIONS/WEIGHT</b>				
Overall dim - Width	29 - 3/4"		(758 mm)	
Overall dim - Height (min - max)	36 3/8", 38 1/4"		(923 mm) - (972 mm)	
Overall dim - Depth	29 - 3/4"		(756 mm)	
Gross Weight	311 lbs		(141 kg)	
<b>POWER / RATINGS (208/240 V, 60 HZ)</b>				
kW / Amps rating at 120-240V, 60Hz	11kW - 45.8A			
kW / Amps rating at 120-208V, 60Hz	10kW - 48.5A			
Power Cable	Nema 14-50P			
<b>INSTRUCTIONS FOR USE</b>				
Use & Care Manual / Installation Manual	English / French / Spanish			